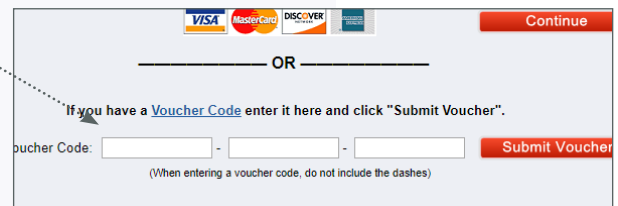
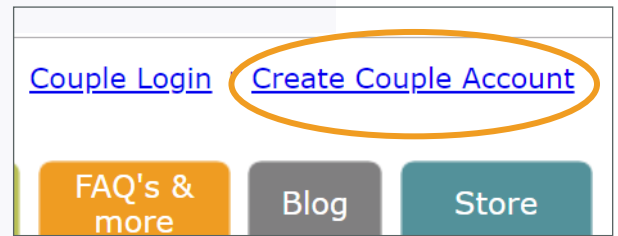


Instructions for Couples

Partner 1 creates the account

1. Go to www.CoupleCheckup.com.
2. Click on **Create Couple Account** in the upper right corner.
3. Enter the 3-part voucher code you received from your pastor or church leader and click **Submit Voucher**.
4. Enter your first name and email, as well as your partner's.
5. Create a password and click **Continue** to create your account. Your Account Number will appear onscreen

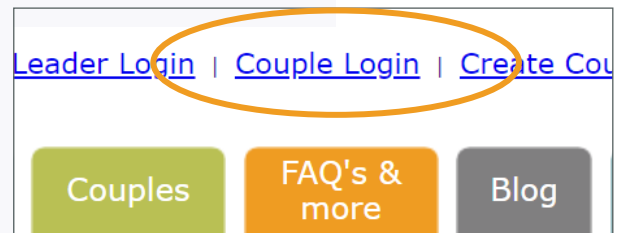
Continue on to take your portion of the assessment. You'll be asked a few background questions that will help customize the assessment to your relationship.



Partner 2 logs into the existing account

1. Go to www.CoupleCheckup.com.
2. Click **Couple Login** in the upper right corner.
3. Enter the Account Number and password.
4. Click your name to take your portion of the assessment.

Once you and your partner have completed the assessment, you'll be able to access your report. Click **View Results** to open the PDF and save it to your computer.



Please note: Couple Accounts are only good for 90 days from the date of creation.